



CANADA AND NORTHEAST USA
Retail Price List

EFFECTIVE APRIL 1, 2025



Table of Contents

SLABS & PAVERS

Bonaire 60mm NEW!	.3
Colonnade 60mm	.3
Everton 60mm NEW!	.4
Market Paver 60mm	.4
Molina® 60mm	.5
Nueva® Slab 60mm	.6
Nueva® XL Slab 60mm	.7
Rialto 60mm	.7
Strassa 60mm	.8
Yorkville Slab 60mm NEW!	.8
Montebello 70mm NEW!	.8
Ridgefield Plus 70mm	.9
Ridgefield Smooth 70mm	.9
Enviro Midori 80mm	.10
Market Paver 80mm	.10
Molina® 80mm	.11
Nueva® Paver 80mm	.12
Rialto 80mm	.13
Yorkville Paver 80mm NEW!	.13
Beaumont 80mm*	.14
Classic Series 60mm*	.15
Classic Dome Pavers 60mm*	.15
Tactile Dome Pavers 50mm*	.15
Hydr'eau Pave 80mm*	.16
Presidio 80mm*	.16
Turf-Slab 80mm	.16
Villanova 80mm	.17
Eterna 100mm	.17

COPINGS

Oasis 60mm	.18
Cassina 70mm	.18

CURBS & STEPS

Fronterra Curb	.19
Nueva® Curb	.19
Aria Step	.19
Nueva® Step	.19

WALLS

Gardenia Linear	.20
Laredo	.20
Modan	.21
Modeco One	.21
Nueva® Pillar Cap NEW!	.21
Nueva® 75 Wall	.22
Nueva® 150 Wall	.22
Nueva® 150 Corner	.22
Nueva® Wall Coping	.22
Ortana	.23
Proterra™ Smooth	.24
Proterra™ Split	.25

ADDITIONAL INFO

Accessories (Sands, Edging, Grid, Drains and Adhesives)	.26
Warranty	.27
Freight Information	.28-29
Placing an Order	.30
Terms & Conditions	.31

ICON LEGEND



Permeable

Products with this icon can be used as a permeable pavement.



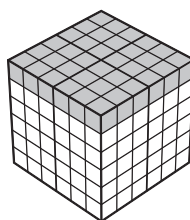
EliteFinish™

Products with this icon are manufactured with EliteFinish™ technology.




ColorBold™

Products with this icon are manufactured with ColorBold™ technology.



Layer

A horizontal row of units.
(Applicable to ALL products)



Section

A vertical column of units strapped together.
(Only applicable to bundles packaged with vertically stacked and strapped product)

As dealer info for your sales and logistic purposes

* MADE TO ORDER PRODUCTS

Please be aware that these products are made to order as required. Minimum quantities and advance lead times must be considered to ensure your products arrive on time. Contact your Oaks Sales Representative to discuss your project requirements prior to specifying.

BONAIRE 60mm NEW!



4X4 STONE		Per Full Bundle					Per Layer				Per Section			
SKU	Colours	Price/ Sq. Ft.	Sq. Ft.	Lin. Ft.	Pieces	Wt. (lbs)	Layers	Sq. Ft.	Pieces	Wt. (lbs)	Sections	Sq. Ft.	Pieces	Wt. (lbs)
115818	Biscuit		64	194.9	594	1760	6 †	10.7	99	291	6	17.4	81	503
115820	College Red													
116190	Dover													
116105	Nickel													
115817	Twilight													

COLONNADE 60mm

COMBO BUNDLE (3x6, 6x6)		Per Full Bundle					Per Layer				Per Section			
SKU	Colours	Price/ Sq. Ft.	Sq. Ft.	Lin. Ft.	Pieces	Wt. (lbs)	Layers	Sq. Ft.	Pieces	Wt. (lbs)	Sections	Sq. Ft.	Pieces	Wt. (lbs)
102525	Greyfield		104	35 (3x6) 177 (6x6)	144 (3x6) 360 (6x6)	2925	9	11.6	16 (3x6) 40 (6x6)	325	8	13	18 (3x6) 45 (6x6)	366
102526	Sandalwood													
102527	Silversand													
102529	Timberwood													

6X9 STONE

SKU	Colours	Price/ Sq. Ft.	Sq. Ft.	Lin. Ft.	Pieces	Wt. (lbs)	Layers	Sq. Ft.	Pieces	Wt. (lbs)	Sections	Sq. Ft.	Pieces	Wt. (lbs)
102509	Greyfield		105	141.7 (Sol) 212.6 (Sa)	288	2826	9	11.7	32	314	8	13.1	36	353
102511	Sandalwood													
102512	Silversand													
102514	Timberwood													
102510	Onyx													

9X9 STONE

SKU	Colours	Price/ Sq. Ft.	Sq. Ft.	Lin. Ft.	Pieces	Wt. (lbs)	Layers	Sq. Ft.	Pieces	Wt. (lbs)	Sections	Sq. Ft.	Pieces	Wt. (lbs)
102520	Greyfield		98	132.9 (Sol)	180	2750	9	10.9	20	306	5	19.6	36	550
102521	Sandalwood													
102522	Silversand													
102524	Timberwood													

9X12 STONE

SKU	Colours	Price/ Sq. Ft.	Sq. Ft.	Lin. Ft.	Pieces	Wt. (lbs)	Layers	Sq. Ft.	Pieces	Wt. (lbs)	Sections	Sq. Ft.	Pieces	Wt. (lbs)
102515	Greyfield		104	106.3 (Sol) 141.7 (Sa)	144	2936	9	11.6	16	326	4	26	36	734
102516	Sandalwood													
102517	Silversand													
102519	Timberwood													

(Sol) = Soldier

(Sa) = Sailor

† = Packaged with mesh between layers

Slabs & Pavers

EVERTON 60mm NEW!

RANDOM BUNDLE (5x10, 10x10, 10x15)		Per Full Bundle					Per Layer				Per Section			
SKU	Colours	Price/ Sq. Ft.	Sq. Ft.	Lin. Ft.	Pieces	Wt. (lbs)	Layers	Sq. Ft.	Pieces	Wt. (lbs)	Sections	Sq. Ft.	Pieces	Wt. (lbs)
115484	Chartan		111.6	141.7 (Sa)	72 (5x10)	3184	9 †	12.4	8 (5x10)	354	4	27.9	18 (5x10)	796
115483	Greystone				36 (10x10)				4 (10x10)				9 (10x10)	
115485	Silversand				72 (10x15)				8 (10x15)				18 (10x15)	

MARKET PAVER 60mm



4X8 STONE		Per Full Bundle					Per Layer				Per Section			
SKU	Colours	Price/ Sq. Ft.	Sq. Ft.	Lin. Ft.	Pieces	Wt. (lbs)	Layers	Sq. Ft.	Pieces	Wt. (lbs)	Sections	Sq. Ft.	Pieces	Wt. (lbs)
101451	Marble Grey		104.6	159.4 (Sol) 318.8 (Sa)	486	3020	9 †	11.6	54	336	6	17.4	81	503
101452	Onyx													
101453	Sangria													
101454	Serengeti													

NOTE: For Combo and Random packaged products, all stones used as sailor soldier course.

(Sol) = Soldier
(Sa) = Sailor
† = Packaged with mesh between layers

MOLINA® 60mm



COMBO BUNDLE (12x12, 12x18, 12x24)

SKU	Colours	Price/ Sq. Ft.	Per Full Bundle				Per Layer				Per Section			
			Sq. Ft.	Lin. Ft.	Pieces	Wt. (lbs)	Layers	Sq. Ft.	Pieces	Wt. (lbs)	Sections	Sq. Ft.	Pieces	Wt. (lbs)
101551	Cloudburst		93	94.5 (Sa)	24 (12x12)	2790	8 †	11.6	3 (12x12)	349	-	-	-	-
101552	Luna				16 (12x18)				2 (12x18)					
101554	Moraine				24 (12x24)				3 (12x24)					
101556	Twilight													

6X12 STONE

SKU	Colours	Price/ Sq. Ft.	Sq. Ft.	Lin. Ft.	Pieces	Wt. (lbs)	Layers	Sq. Ft.	Pieces	Wt. (lbs)	Sections	Sq. Ft.	Pieces	Wt. (lbs)
101544	Cloudburst		93	94.5 (Sol) 189 (Sa)	192	2740	8 †	11.6	24	343	4	23.3	48	685
101546	Luna													
101547	Moraine													
101549	Twilight													

FERRO FINISH 6X12

SKU	Colours	Price/ Sq. Ft.	Sq. Ft.	Lin. Ft.	Pieces	Wt. (lbs)	Layers	Sq. Ft.	Pieces	Wt. (lbs)	Sections	Sq. Ft.	Pieces	Wt. (lbs)
101550	Twilight		93	94.5 (Sol) 189 (Sa)	192	2740	8 †	11.6	24	343	4	23.3	48	685

NOTE: *Molina® Ferro Finish* is available in ALL Molina® colours as Made to Order for sizes 6x12, 12x24 and 24x24.

12X24 STONE

SKU	Colours	Price/ Sq. Ft.	Sq. Ft.	Lin. Ft.	Pieces	Wt. (lbs)	Layers	Sq. Ft.	Pieces	Wt. (lbs)	Sections	Sq. Ft.	Pieces	Wt. (lbs)
101533	Cloudburst		93	47.3 (Sol) 94.5 (Sa)	48	2796	8 †	11.6	6	350	2	46.5	24	1398
101534	Luna													
101535	Moraine													
101537	Twilight													

24X24 STONE

SKU	Colours	Price/ Sq. Ft.	Sq. Ft.	Lin. Ft.	Pieces	Wt. (lbs)	Layers	Sq. Ft.	Pieces	Wt. (lbs)	Sections	Sq. Ft.	Pieces	Wt. (lbs)
101539	Cloudburst		77.5	39.4 (Sol)	20	2346	10 †	7.8	2	235	2	38.8	10	1173
101540	Luna													
101541	Moraine													
101543	Twilight													

NOTE: For Combo and Random packaged products, all stones used as sailor soldier course.

(Sol) = Soldier

(Sa) = Sailor

† = Packaged with mesh between layers

MADE TO ORDER PRODUCTS: Please be aware that these products are made to order as required. Minimum quantities and advance lead times must be considered to ensure your products arrive on time. Contact your Oaks Sales Representative to discuss your project requirements prior to specifying.

Slabs & Pavers

NUEVA® SLAB 60mm

RANDOM BUNDLE (8x16, 16x16, 16x24)			Per Full Bundle				Per Layer				Per Section			
SKU	Colours	Price/ Sq. Ft.	Sq. Ft.	Lin. Ft.	Pieces	Wt. (lbs)	Layers	Sq. Ft.	Pieces	Wt. (lbs)	Sections	Sq. Ft.	Pieces	Wt. (lbs)
101628	Champagne		103.4	78.7 (Sa)	24 (8x16)	2940	8 †	12.9	3 (8x16)	368	-	-	-	-
101629	Cloudburst				24 (16x16)				3 (16x16)					
101631	Marble Grey				16 (16x24)				2 (16x24)					
101632	Milano													
101633	Onyx													

8X16 SMALL RECTANGLE

SKU	Colours	Price/ Sq. Ft.	Sq. Ft.	Lin. Ft.	Pieces	Wt. (lbs)	Layers	Sq. Ft.	Pieces	Wt. (lbs)	Sections	Sq. Ft.	Pieces	Wt. (lbs)
101619	Champagne		103.4	78.7 (Sol) 157.4 (Sa)	120	2912	8 †	12.9	15	364	3	34.5	40	971
101621	Cloudburst													
101623	Marble Grey													
101624	Milano													
101625	Onyx													
101627	Umber													

12X24 RECTANGLE

SKU	Colours	Price/ Sq. Ft.	Sq. Ft.	Lin. Ft.	Pieces	Wt. (lbs)	Layers	Sq. Ft.	Pieces	Wt. (lbs)	Sections	Sq. Ft.	Pieces	Wt. (lbs)
101613	Champagne		104.6	53.2 (Sol) 106.3 (Sa)	54	3017	9 †	11.6	6	335	2	52.3	27	1509
101614	Cloudburst													
101615	Marble Grey													
101616	Milano													
101617	Onyx													

16X32 LARGE RECTANGLE - NEW!

SKU	Colours	Price/ Sq. Ft.	Sq. Ft.	Lin. Ft.	Pieces	Wt. (lbs)	Layers	Sq. Ft.	Pieces	Wt. (lbs)	Sections	Sq. Ft.	Pieces	Wt. (lbs)
115337	Champagne		103.7	39.4 (Sol) 78.8 (Sa)	30	2940	10 †	10.4	3	294	3	34.6	10	980
115338	Cloudburst													
115339	Marble Grey													
115340	Milano													
115341	Onyx													

NOTE: For Combo and Random packaged products, all stones used as sailor soldier course.

(Sol) = Soldier
(Sa) = Sailor
† = Packaged with mesh between layers

NUEVA® XL SLAB 60mm

24X36 STONE		Per Full Bundle					Per Layer				Per Section			
SKU	Colours	Price/ Sq. Ft.	Sq. Ft.	Lin. Ft.	Pieces	Wt. (lbs)	Layers	Sq. Ft.	Pieces	Wt. (lbs)	Sections	Sq. Ft.	Pieces	Wt. (lbs)
101635	Champagne		116.3	39.4 (Sol) 59.1 (Sa)	20	3200	10 †	11.6	2	320	2	58.2	10	1600
101636	Cloudburst													
101637	Marble Grey													
101638	Milano													
101639	Onyx													

RIALTO 60mm

RANDOM BUNDLE (8x16, 16x16, 16x24)		Per Full Bundle					Per Layer				Per Section			
SKU	Colours	Price/ Sq. Ft.	Sq. Ft.	Lin. Ft.	Pieces	Wt. (lbs)	Layers	Sq. Ft.	Pieces	Wt. (lbs)	Sections	Sq. Ft.	Pieces	Wt. (lbs)
102386	Champagne		103.4	78.7 (Sa)	24 (8x16)	2940	8 †	12.9	3 (8x16)	368	-	-	-	-
102388	Marble Grey				24 (16x16) 16 (16x24)				3 (16x16) 2 (16x24)					

8X16 STONE

SKU	Colours	Price/ Sq. Ft.	Sq. Ft.	Lin. Ft.	Pieces	Wt. (lbs)	Layers	Sq. Ft.	Pieces	Wt. (lbs)	Sections	Sq. Ft.	Pieces	Wt. (lbs)
102379	Champagne		103.4	78.7 (Sol) 157.4 (Sa)	120	2912	8 †	12.9	15	364	3	34.5	40	971
102382	Marble Grey													
102384	Onyx													

16X24 STONE

SKU	Colours	Price/ Sq. Ft.	Sq. Ft.	Lin. Ft.	Pieces	Wt. (lbs)	Layers	Sq. Ft.	Pieces	Wt. (lbs)	Sections	Sq. Ft.	Pieces	Wt. (lbs)
102374	Champagne		103.4	52.5 (Sol) 78.7 (Sa)	40	2952	8 †	12.9	5	369	-	-	-	-
102376	Marble Grey													

NOTE: For Combo and Random packaged products, all stones used as sailor soldier course.

(Sol) = Soldier
(Sa) = Sailor
† = Packaged with mesh between layers

Slabs & Pavers

STRASSA 60mm



6X12 STONE			Per Full Bundle				Per Layer				Per Section			
SKU	Colours	Price/ Sq. Ft.	Sq. Ft.	Lin. Ft.	Pieces	Wt. (lbs)	Layers	Sq. Ft.	Pieces	Wt. (lbs)	Sections	Sq. Ft.	Pieces	Wt. (lbs)
102476	Biscuit		104.7	106.3 (Sol) 212.6 (Sa)	216	2880	9 †	11.6	24	320	4	26.2	54	720
102477	College Red													
102478	Marble Grey													
102479	Twilight													

YORKVILLE SLAB 60mm NEW!



RANDOM BUNDLE (8x16, 16x16, 16x24)			Per Full Bundle				Per Layer				Per Section			
SKU	Colours	Price/ Sq. Ft.	Sq. Ft.	Lin. Ft.	Pieces	Wt. (lbs)	Layers	Sq. Ft.	Pieces	Wt. (lbs)	Sections	Sq. Ft.	Pieces	Wt. (lbs)
115579	Champagne		103.4	78.7 (Sa)	24 (8x16)	2940	8 †	12.9	3 (8x16)	368	-	-	-	-
115581	Cloudburst				24 (16x16)				3 (16x16)					
115580	Marble Grey				16 (16x24)				2 (16x24)					
115582	Milano													

8X16 SMALL RECTANGLE

SKU	Colours	Price/ Sq. Ft.	Sq. Ft.	Lin. Ft.	Pieces	Wt. (lbs)	Layers	Sq. Ft.	Pieces	Wt. (lbs)	Sections	Sq. Ft.	Pieces	Wt. (lbs)
115588	Onyx		103.4	78.7 (Sol) 157.4 (Sa)	120	2912	8 †	12.9	15	364	3	34.5	40	971
115589	Umber													

MONTEBELLO 70mm NEW!



LARGE COMBO BUNDLE (8x12, 12x12, 12x16)			Per Full Bundle				Per Layer				Per Section			
SKU	Colours	Price/ Sq. Ft.	Sq. Ft.	Lin. Ft.	Pieces	Wt. (lbs)	Layers	Sq. Ft.	Pieces	Wt. (lbs)	Sections	Sq. Ft.	Pieces	Wt. (lbs)
115693	Champagne		93	94.5 (Sa)	32 each	3004	8 †	11.6	4 each	376	-	-	-	-
115694	Cloudburst													
115695	Marble Grey													

8X12 STONE

SKU	Colours	Price/ Sq. Ft.	Sq. Ft.	Lin. Ft.	Pieces	Wt. (lbs)	Layers	Sq. Ft.	Pieces	Wt. (lbs)	Sections	Sq. Ft.	Pieces	Wt. (lbs)
115697	Onyx		104	105 (Sol) 157.5 (Sa)	160	3340	8 †	13	20	418	4	26	40	835
115698	Umber													

NOTE: For Combo and Random packaged products, all stones used as sailor soldier course.

(Sol) = Soldier
(Sa) = Sailor
† = Packaged with mesh between layers

RIDGEFIELD PLUS 70mm

LARGE COMBO BUNDLE (8x12, 12x12, 12x16)

SKU	Colours	Price/ Sq. Ft.	Per Full Bundle				Per Layer				Per Section			
			Sq. Ft.	Lin. Ft.	Pieces	Wt. (lbs)	Layers	Sq. Ft.	Pieces	Wt. (lbs)	Sections	Sq. Ft.	Pieces	Wt. (lbs)
102410	Champagne		93	94.5 (Sa)	32 each	3004	8	11.6	4 each	376	4	23.3	8 each	751
102412	Marble Grey													

8X12 STONE

SKU	Colours	Price/ Sq. Ft.	Sq. Ft.	Lin. Ft.	Pieces	Wt. (lbs)	Layers	Sq. Ft.	Pieces	Wt. (lbs)	Sections	Sq. Ft.	Pieces	Wt. (lbs)
102408	Onyx		104	105 (Sol) 157.5 (Sa)	160	3340	8	13	20	418	4	26	40	835

RIDGEFIELD SMOOTH 70mm

LARGE COMBO BUNDLE (8x12, 12x12, 12x16)

SKU	Colours	Price/ Sq. Ft.	Per Full Bundle				Per Layer				Per Section			
			Sq. Ft.	Lin. Ft.	Pieces	Wt. (lbs)	Layers	Sq. Ft.	Pieces	Wt. (lbs)	Sections	Sq. Ft.	Pieces	Wt. (lbs)
102423	Champagne		93	94.5 (Sa)	32 each	3004	8 †	11.6	4 each	376	-	-	-	-
102425	Marble Grey													
102426	Milano													

8X12 STONE

SKU	Colours	Price/ Sq. Ft.	Sq. Ft.	Lin. Ft.	Pieces	Wt. (lbs)	Layers	Sq. Ft.	Pieces	Wt. (lbs)	Sections	Sq. Ft.	Pieces	Wt. (lbs)
102420	Onyx		104	105 (Sol) 157.5 (Sa)	160	3340	8 †	13	20	418	4	26	40	835
102422	Umber													

12X16 STONE - NEW!

SKU	Colours	Price/ Sq. Ft.	Sq. Ft.	Lin. Ft.	Pieces	Wt. (lbs)	Layers	Sq. Ft.	Pieces	Wt. (lbs)	Sections	Sq. Ft.	Pieces	Wt. (lbs)
115384	Champagne		93	70.9 (Sol) 95.5 (Sa)	72	2990	8 †	11.6	9	374	3	31	24	997
115385	Marble Grey													
115386	Milano													
115387	Onyx													
115388	Umber													

NOTE: For Combo and Random packaged products, all stones used as sailor soldier course.

(Sol) = Soldier

(Sa) = Sailor

† = Packaged with mesh between layers

Slabs & Pavers

ENVIRO MIDORI 80mm



RANDOM BUNDLE (5x10, 10x10, 10x15)			Per Full Bundle				Per Layer				Per Section			
SKU	Colours	Price/ Sq. Ft.	Sq. Ft.	Lin. Ft.	Pieces	Wt. (lbs)	Layers	Sq. Ft.	Pieces	Wt. (lbs)	Sections	Sq. Ft.	Pieces	Wt. (lbs)
100629	Champagne		74.4	94.5 (Sa)	60 (5x10)	2675	6 †	12.4	10 (5x10)	446	-	-	-	-
100631	Marble Grey				54 (10x10)				9 (10x10)					
100632	Milano*				24 (10x15)				4 (10x15)					

* Milano colour and Herringbone Bundle are Made to Order.

HERRINGBONE BUNDLE* - MADE TO ORDER (5x5, 5x10)

SKU	Colours	Price/ Sq. Ft.	Sq. Ft.	Lin. Ft.	Pieces	Wt. (lbs)	Layers	Sq. Ft.	Pieces	Wt. (lbs)	Sections	Sq. Ft.	Pieces	Wt. (lbs)
100624	Champagne		58.6	74.4 (Sol) 148.8 (Sa)	42 (5x5) 168 (5x10)	2040	6 †	9.8	7 (5x5) 28 (5x10)	340	-	-	-	-
100625	Marble Grey													
100626	Milano													
116559	Natural													

MARKET PAVER 80mm



4X8 STONE			Per Full Bundle				Per Layer				Per Section			
SKU	Colours	Price/ Sq. Ft.	Sq. Ft.	Lin. Ft.	Pieces	Wt. (lbs)	Layers	Sq. Ft.	Pieces	Wt. (lbs)	Sections	Sq. Ft.	Pieces	Wt. (lbs)
101458	Marble Grey		69.8	106.3 (Sol) 212.6 (Sa)	324	2684	6 †	11.6	54	447	6	11.6	54	447
101460	Onyx													
101461	Sangria													
101462	Serengeti													

NOTE: For Combo and Random packaged products, all stones used as sailor soldier course. (Sol) = Soldier
(Sa) = Sailor
† = Packaged with mesh between layers

MADE TO ORDER PRODUCTS: Please be aware that these products are made to order as required. Minimum quantities and advance lead times must be considered to ensure your products arrive on time. Contact your Oaks Sales Representative to discuss your project requirements prior to specifying.

MOLINA® 80mm



COMBO BUNDLE (12x12, 12x18, 12x24)

(12x12, 12x18, 12x24)			Per Full Bundle				Per Layer				Per Section			
SKU	Colours	Price/ Sq. Ft.	Sq. Ft.	Lin. Ft.	Pieces	Wt. (lbs)	Layers	Sq. Ft.	Pieces	Wt. (lbs)	Sections	Sq. Ft.	Pieces	Wt. (lbs)
101572	Cloudburst		69.8	70.8 (Sa)	18 (12x12)	2720	6 †	11.6	3 (12x12)	453	-	-	-	-
101574	Luna				12 (12x18)				2 (12x18)					
101576	Moraine				18 (12x24)				3 (12x24)					
101578	Twilight													

6X12 STONE

SKU	Colours	Price/ Sq. Ft.	Sq. Ft.	Lin. Ft.	Pieces	Wt. (lbs)	Layers	Sq. Ft.	Pieces	Wt. (lbs)	Sections	Sq. Ft.	Pieces	Wt. (lbs)
101566	Cloudburst		69.8	70.8 (Sol) 141.7 (Sa)	144	2689	6 †	11.6	24	448	4	17.6	36	672
101567	Luna													
101568	Moraine													
101570	Twilight													

FERRO FINISH 6X12

SKU	Colours	Price/ Sq. Ft.	Sq. Ft.	Lin. Ft.	Pieces	Wt. (lbs)	Layers	Sq. Ft.	Pieces	Wt. (lbs)	Sections	Sq. Ft.	Pieces	Wt. (lbs)
101571	Twilight		69.8	70.8 (Sol) 141.7 (Sa)	144	2689	6 †	11.6	24	448	4	17.6	36	672

NOTE: *Molina® Ferro Finish* is available in ALL Molina® colours as Made to Order for sizes 6x12, 12x12, 12x24.

12X24 STONE

SKU	Colours	Price/ Sq. Ft.	Sq. Ft.	Lin. Ft.	Pieces	Wt. (lbs)	Layers	Sq. Ft.	Pieces	Wt. (lbs)	Sections	Sq. Ft.	Pieces	Wt. (lbs)
101561	Cloudburst		69.8	35.4 (Sol) 70.8 (Sa)	36	2778	6 †	11.6	6	463	-	-	-	-
101562	Luna													
101563	Moraine													
101565	Twilight													

12X12 STONE - MADE TO ORDER

SKU	Colours	Price/ Sq. Ft.	Sq. Ft.	Lin. Ft.	Pieces	Wt. (lbs)	Layers	Sq. Ft.	Pieces	Wt. (lbs)	Sections	Sq. Ft.	Pieces	Wt. (lbs)
101557	Cloudburst		69.7	70.8 (Sol)	72	2776	6 †	11.6	12	463	4	17.4	18	694
101558	Luna													
101559	Moraine													
101560	Twilight													

NOTE: For Combo and Random packaged products, all stones used as sailor soldier course.

(Sol) = Soldier

(Sa) = Sailor

† = Packaged with mesh between layers

MADE TO ORDER PRODUCTS: Please be aware that these products are made to order as required. Minimum quantities and advance lead times must be considered to ensure your products arrive on time. Contact your Oaks Sales Representative to discuss your project requirements prior to specifying.

Slabs & Pavers

NUEVA® PAVER 80mm

RANDOM BUNDLE (8x16, 16x16, 16x24)		Per Full Bundle					Per Layer				Per Section			
SKU	Colours	Price/ Sq. Ft.	Sq. Ft.	Lin. Ft.	Pieces	Wt. (lbs)	Layers	Sq. Ft.	Pieces	Wt. (lbs)	Sections	Sq. Ft.	Pieces	Wt. (lbs)
101655	Champagne		77.5	59.1 (Sa)	18 (8x16) 18 (16x16) 12 (16x24)	2930	6 †	12.9	3 (8x16) 3 (16x16) 2 (16x24)	488	-	-	-	-
101656	Cloudburst													
101657	Marble Grey													
101658	Milano													
101659	Onyx													

8X16 SMALL RECTANGLE

SKU	Colours	Price/ Sq. Ft.	Sq. Ft.	Lin. Ft.	Pieces	Wt. (lbs)	Layers	Sq. Ft.	Pieces	Wt. (lbs)	Sections	Sq. Ft.	Pieces	Wt. (lbs)
101647	Champagne		77.5	59.1 (Sol) 118.2 (Sa)	90	2902	6 †	12.9	15	484	3	25.8	30	967
101648	Cloudburst													
101650	Marble Grey													
101651	Milano													
101652	Onyx													
101654	Umber													

16X32 LARGE RECTANGLE

SKU	Colours	Price/ Sq. Ft.	Sq. Ft.	Lin. Ft.	Pieces	Wt. (lbs)	Layers	Sq. Ft.	Pieces	Wt. (lbs)	Sections	Sq. Ft.	Pieces	Wt. (lbs)
101641	Champagne		83	31.5 (Sol) 63 (Sa)	24	3136	8 †	10.4	3	392	3	27.7	8	1045
101642	Cloudburst													
101643	Marble Grey													
101644	Milano													
101645	Onyx													

NOTE: For Combo and Random packaged products, all stones used as sailor soldier course.

(Sol) = Soldier
(Sa) = Sailor
† = Packaged with mesh between layers

RIALTO 80mm

RANDOM BUNDLE (8x16, 16x16, 16x24)

SKU	Colours	Price/ Sq. Ft.	Per Full Bundle				Per Layer				Per Section			
			Sq. Ft.	Lin. Ft.	Pieces	Wt. (lbs)	Layers	Sq. Ft.	Pieces	Wt. (lbs)	Sections	Sq. Ft.	Pieces	Wt. (lbs)
102402	Champagne		77.5	59.1 (Sa)	18 (8x16)	2930	6 †	12.9	3 (8x16)	488	-	-	-	-
102405	Marble Grey				18 (16x16) 12 (16x24)				3 (16x16) 2 (16x24)					

8X16 STONE

SKU	Colours	Price/ Sq. Ft.	Sq. Ft.	Lin. Ft.	Pieces	Wt. (lbs)	Layers	Sq. Ft.	Pieces	Wt. (lbs)	Sections	Sq. Ft.	Pieces	Wt. (lbs)
102396	Champagne		77.5	59.1 (Sol) 118.2 (Sa)	90	2902	6 †	12.9	15	484	3	25.8	30	967
102397	Marble Grey													
102400	Onyx													

16X24 STONE

SKU	Colours	Price/ Sq. Ft.	Sq. Ft.	Lin. Ft.	Pieces	Wt. (lbs)	Layers	Sq. Ft.	Pieces	Wt. (lbs)	Sections	Sq. Ft.	Pieces	Wt. (lbs)
102391	Champagne		77.5	39.4 (Sol) 59.1 (Sa)	30	2930	6 †	12.9	5	488	-	-	-	-
102393	Marble Grey													

YORKVILLE PAVER 80mm NEW!



RANDOM BUNDLE (8x16, 16x16, 16x24)

SKU	Colours	Price/ Sq. Ft.	Per Full Bundle				Per Layer				Per Section			
			Sq. Ft.	Lin. Ft.	Pieces	Wt. (lbs)	Layers	Sq. Ft.	Pieces	Wt. (lbs)	Sections	Sq. Ft.	Pieces	Wt. (lbs)
116078	Champagne		77.5	59.1 (Sa)	18 (8x16)	2930	6 †	12.9	3 (8x16)	488	-	-	-	-
116080	Cloudburst				18 (16x16)				3 (16x16)					
116079	Marble Grey				12 (16x24)				2 (16x24)					
116081	Milano													

8X16 SMALL RECTANGLE

SKU	Colours	Price/ Sq. Ft.	Sq. Ft.	Lin. Ft.	Pieces	Wt. (lbs)	Layers	Sq. Ft.	Pieces	Wt. (lbs)	Sections	Sq. Ft.	Pieces	Wt. (lbs)
116087	Onyx		77.5	59.1 (Sol) 118.2 (Sa)	90	2902	6 †	12.9	15	484	3	25.8	30	967
116087	Umber													

NOTE: For Combo and Random packaged products, all stones used as sailor soldier course.

(Sol) = Soldier

(Sa) = Sailor

† = Packaged with mesh between layers

Slabs & Pavers

BEAUMONT 80mm **MADE TO ORDER**

(Sol) = Soldier
(Sa) = Sailor

4X8 STANDARD BUNDLE			Per Full Bundle				Per Layer				Per Section			
SKU	Colours	Price/ Sq. Ft.	Sq. Ft.	Lin. Ft.	Pieces	Wt. (lbs)	Layers	Sq. Ft.	Pieces	Wt. (lbs)	Sections	Sq. Ft.	Pieces	Wt. (lbs)
115440	Natural/ City of Toronto Medium Grey		70.8	106.3 (Sol) 212.6 (Sa)	318 Full 12 Half	2560	6	11.8	53 Full 2 Half	427	6	11.8	55	427
115439	City of Toronto Dark Grey/ Charcoal													
115446	City of Toronto Dark Red													
115445	City of Toronto Light Red													
115442	City of Toronto Light Grey/ Dover													
115443	Executive													
115441	Greyfield <i>Stock</i>													
115444	Timberwood													

8X8 STONE														
SKU	Colours	Price/ Sq. Ft.	Sq. Ft.	Lin. Ft.	Pieces	Wt. (lbs)	Layers	Sq. Ft.	Pieces	Wt. (lbs)	Sections	Sq. Ft.	Pieces	Wt. (lbs)
115449	Natural/ City of Toronto Medium Grey		78	118.1 (Sol)	180	2880	6	13	30	480	6	13	30	480
115448	City of Toronto Dark Grey/ Charcoal													
115455	City of Toronto Dark Red													
115454	City of Toronto Light Red													
115451	City of Toronto Light Grey/ Dover													
115452	Executive													
115450	Greyfield <i>Stock</i>													
115453	Timberwood													

8X12 STONE														
SKU	Colours	Price/ Sq. Ft.	Sq. Ft.	Lin. Ft.	Pieces	Wt. (lbs)	Layers	Sq. Ft.	Pieces	Wt. (lbs)	Sections	Sq. Ft.	Pieces	Wt. (lbs)
115460	Natural/ City of Toronto Medium Grey		77.5	78.7 (Sol) 157.4 (Sa)	120	2880	6	12.9	20	480	4	19.4	30	720
115459	City of Toronto Dark Grey/ Charcoal													
115466	City of Toronto Dark Red													
115465	City of Toronto Light Red													
115462	City of Toronto Light Grey/ Dover													
115463	Executive													
115461	Greyfield													
115464	Timberwood													

MADE TO ORDER PRODUCTS: Please be aware that these products are made to order as required. Minimum quantities and advance lead times must be considered to ensure your products arrive on time. Contact your Oaks Sales Representative to discuss your project requirements prior to specifying.

CLASSIC SERIES 60mm **MADE TO ORDER**

4X8 STANDARD BUNDLE

			Per Full Bundle				Per Layer				Per Section			
SKU	Colours	Price/ Sq. Ft.	Sq. Ft.	Lin. Ft.	Pieces	Wt. (lbs)	Layers	Sq. Ft.	Pieces	Wt. (lbs)	Sections	Sq. Ft.	Pieces	Wt. (lbs)
100186	Charcoal		106	157 (Sol) 314 (Sa)	477 Full 18 Half	2900	9	11.8	53 Full 2 Half	322	6	17.7	82.5	483
115327	Greyfield													
100189	Northern													
115328	Timberwood													

8X8 STONE

SKU	Colours	Price/ Sq. Ft.	Sq. Ft.	Lin. Ft.	Pieces	Wt. (lbs)	Layers	Sq. Ft.	Pieces	Wt. (lbs)	Sections	Sq. Ft.	Pieces	Wt. (lbs)
115329	Charcoal		104	157 (Sol)	240	2900	8	12.9	30	363	6	17.3	40	483
115330	Greyfield													
115331	Northern													
115332	Timberwood													

CLASSIC DOME PAVERS (ADA) 60mm **MADE TO ORDER**

4X8 STONE

			Per Full Bundle				Per Layer				Per Section			
SKU	Colours	Price/ Sq. Ft.	Sq. Ft.	Lin. Ft.	Pieces	Wt. (lbs)	Layers	Sq. Ft.	Pieces	Wt. (lbs)	Sections	Sq. Ft.	Pieces	Wt. (lbs)
100184	Charcoal		106	157 (Sol)	477 Full 18 Half	2900	9	11.8	53 Full 2 Half	322	6	17.7	-	483

TACTILE DOME PAVERS (ADA-2) 50mm **MADE TO ORDER**

12X12 STONE

			Per Full Bundle				Per Layer				Per Section			
SKU	Colours	Price/ Sq. Ft.	Sq. Ft.	Lin. Ft.	Pieces	Wt. (lbs)	Layers	Sq. Ft.	Pieces	Wt. (lbs)	Sections	Sq. Ft.	Pieces	Wt. (lbs)
100027	Charcoal		76	76 (Sol)	76	1920	2	38	38	960	-	-	-	-

NOTE: For Combo and Random packaged products, all stones used as sailor soldier course.

(Sol) = Soldier
(Sa) = Sailor

MADE TO ORDER PRODUCTS: Please be aware that these products are made to order as required. Minimum quantities and advance lead times must be considered to ensure your products arrive on time. Contact your Oaks Sales Representative to discuss your project requirements prior to specifying.

Slabs & Pavers

HYDR'EAU PAVE 80mm **MADE TO ORDER**



COMBO BUNDLE (4x4, 4x8, 8x8, 8x12)														
		Per Full Bundle					Per Layer				Per Section			
SKU	Colours	Price/ Sq. Ft.	Sq. Ft.	Lin. Ft.	Pieces	Wt. (lbs)	Layers	Sq. Ft.	Pieces	Wt. (lbs)	Sections	Sq. Ft.	Pieces	Wt. (lbs)
101300	Onyx		64.1	97.4 (Sa)	6 (4x4)	2232	6	10.7	1 (4x4)	372	-	-	-	-
					72 (4x8)				12 (4x8)					
101301	Silversand				48 (8x8)				8 (8x8)					
					42 (8x12)				7 (8x12)					

PRESIDIO 80mm **MADE TO ORDER**

RECTANGLE STONE														
		Per Full Bundle					Per Layer				Per Section			
SKU	Colours	Price/ Sq. Ft.	Sq. Ft.	Lin. Ft.	Pieces	Wt. (lbs)	Layers	Sq. Ft.	Pieces	Wt. (lbs)	Sections	Sq. Ft.	Pieces	Wt. (lbs)
101998	Buff		54.6	49.6 (Sol) 99.2 (Sa)	90	2070	6	9.1	15	345	3	18.2	30	690
101999	Champagne													
102000	Marble Grey													
102001	Milano													
102002	Onyx													

COMBO BUNDLE														
SKU	Colours	Price/ Sq. Ft.	Sq. Ft.	Lin. Ft.	Pieces	Wt. (lbs)	Layers	Sq. Ft.	Pieces	Wt. (lbs)	Sections	Sq. Ft.	Pieces	Wt. (lbs)
101991	Buff		65.3	94.7 (Sa) (Stones 1-3*)	24 (Stones 1-3) 12 (Stones 4-6)	2478	6	10.9	4 (Stones 1-3) 2 (Stones 4-6)	413	-	-	-	-
101992	Champagne													
101994	Marble Grey													
101995	Milano													
101996	Onyx													

* Stones 1-3 are the 126mm (4.96") width stones
** Stones 4-6 are the 168mm (6.61") width stones

TURF-SLAB 80mm



400X600 STONE (15.75 x 23.62")														
		Per Full Bundle					Per Layer				Per Section			
SKU	Colours	Price/ Sq. Ft.	Sq. Ft.	Lin. Ft.	Pieces	Wt. (lbs)	Layers	Sq. Ft.	Pieces	Wt. (lbs)	Sections	Sq. Ft.	Pieces	Wt. (lbs)
102453	Natural		77.5	39.4 (Sol) 59.1 (Sa)	30	1860	6	12.9	5	310	-	-	-	-

NOTE: For Combo and Random packaged products, all stones used as sailor soldier course. (Sol) = Soldier (Sa) = Sailor

MADE TO ORDER PRODUCTS: Please be aware that these products are made to order as required. Minimum quantities and advance lead times must be considered to ensure your products arrive on time. Contact your Oaks Sales Representative to discuss your project requirements prior to specifying.

VILLANOVA 80mm LIMITED AVAILABILITY

COMBO BUNDLE

(Square, Large Rectangle)

		Per Full Bundle					Per Layer				Per Section			
SKU	Colours	Price/ Sq. Ft.	Sq. Ft.	Lin. Ft.	Pieces	Wt. (lbs)	Layers	Sq. Ft.	Pieces	Wt. (lbs)	Sections	Sq. Ft.	Pieces	Wt. (lbs)
102573	Champagne		76.5	58.8 (Sa)	18 each	2898	6	12.8	3 each	483	3	25.5	6 each	966
102574	Marble Grey													

RECTANGLE STONE

SKU	Colours	Price/ Sq. Ft.	Sq. Ft.	Lin. Ft.	Pieces	Wt. (lbs)	Layers	Sq. Ft.	Pieces	Wt. (lbs)	Sections	Sq. Ft.	Pieces	Wt. (lbs)
102576	Champagne		76.5	58.8 (Sol) 117.5 (Sa)	90	2856	6	12.8	15	476	3	25.5	30	952
102579	Marble Grey													
102580	Onyx													

ETERNA 100mm

100X300 STONE

(3.94 x 11.81")

		Per Full Bundle					Per Layer				Per Section			
SKU	Colours	Price/ Sq. Ft.	Sq. Ft.	Lin. Ft.	Pieces	Wt. (lbs)	Layers	Sq. Ft.	Pieces	Wt. (lbs)	Sections	Sq. Ft.	Pieces	Wt. (lbs)
100643	Cloudburst		64	65 (Sol) 194.9 (Sa)	198	2979	6 †	10.7	33	497	3	21.3	66	993
100646	Luna													
100653	Twilight													

100X400 STONE

(3.94 x 15.75")

SKU	Colours	Price/ Sq. Ft.	Sq. Ft.	Lin. Ft.	Pieces	Wt. (lbs)	Layers	Sq. Ft.	Pieces	Wt. (lbs)	Sections	Sq. Ft.	Pieces	Wt. (lbs)
100654	Cloudburst		57	43.3 (Sol) 173.2 (Sa)	132	2648	6 †	9.5	22	441	2	28.5	66	1324
100657	Luna													
100660	Twilight													

200X600 STONE

(7.87 x 23.62")

SKU	Colours	Price/ Sq. Ft.	Sq. Ft.	Lin. Ft.	Pieces	Wt. (lbs)	Layers	Sq. Ft.	Pieces	Wt. (lbs)	Sections	Sq. Ft.	Pieces	Wt. (lbs)
100661	Cloudburst		62	31.5 (Sol) 94.5 (Sa)	48	2889	6 †	10.3	8	482	-	-	-	-
100664	Luna													
100240	Twilight													

400X600 STONE

(15.75 x 23.62")

SKU	Colours	Price/ Sq. Ft.	Sq. Ft.	Lin. Ft.	Pieces	Wt. (lbs)	Layers	Sq. Ft.	Pieces	Wt. (lbs)	Sections	Sq. Ft.	Pieces	Wt. (lbs)
100241	Cloudburst		64.6	32.8 (Sol) 49.2 (Sa)	25	3012	5 †	12.9	5	602	-	-	-	-
100243	Luna													
100247	Twilight													

NOTE: For Combo and Random packaged products, all stones used as sailor soldier course.

(Sol) = Soldier

(Sa) = Sailor

† = Packaged with mesh between layers

Copings

OASIS 60mm Pool, Wall & Step Coping

COPING STONE (610 x 360mm)			Per Full Bundle				Per Layer					Per Section					Per Piece	
SKU	Colours	Price/ Each	Sq. Ft.	Lin. Ft.	Pieces	Wt. (lbs)	Layers	Sq. Ft.	Lin. Ft.	Pieces	Wt. (lbs)	Sections	Sq. Ft.	Lin. Ft.	Pieces	Wt. (lbs)	Wt./pc. (lbs)	
101711	Champagne		85	72	36	2448	9 †	9.5	8	4	272	2	42.5	36	18	272	68	
101712	Cloudburst																	
101713	Marble Grey																	
101714	Milano																	
101715	Onyx																	

† = Packaged with mesh between layers

CASSINA 70mm Pool, Wall & Step Coping

12X12 COPING STONE (305 x 305mm)			Per Full Bundle				Per Layer					Per Section					Per Piece
SKU	Colours	Price/ Each	Sq. Ft.	Lin. Ft.	Pieces	Wt. (lbs)	Layers	Sq. Ft.	Lin. Ft.	Pieces	Wt. (lbs)	Sections	Sq. Ft.	Lin. Ft.	Pieces	Wt. (lbs)	Wt./pc. (lbs)
100171	Dover		60	60	60	1980	2	30	30	30	990	3	20	20	20	660	33
100172	Onyx																

FRONTERRA CURB

CURB UNIT

Outside (372 x 150 x 100mm)

Inside (330 x 150 x 100mm)

Inside (330 x 150 x 100mm)			Per Full Bundle				Per Layer				Per Section				Piece		
SKU	Colours	Price/ Each	Sq. Ft.	Lin. Ft.	Pieces	Wt. (lbs)	Layers	Sq. Ft.	Lin. Ft.	Pieces	Wt. (lbs)	Sections	Sq. Ft.	Lin. Ft.	Pieces	Wt. (lbs)	Wt./pc. (lbs)
101216	Chartan		-	125.1	108	2948	4	-	31.3	27	737	-	-	-	-	-	27.3
101217	Greystone																
101218	Onyx																

NUEVA® CURB

CURB UNIT

(600 x 125 x 100mm)

(600 x 125 x 100mm)			Per Full Bundle				Per Layer				Per Section				Per Piece		
SKU	Colours	Price/Each	Sq. Ft.	Lin. Ft.	Pieces	Wt. (lbs)	Layers	Sq. Ft.	Lin. Ft.	Pieces	Wt. (lbs)	Sections	Sq. Ft.	Lin. Ft.	Pieces	Wt. (lbs)	Wt./pc. (lbs)
101661	Champagne		-	126	64	2486	4	-	31.5	16	621.5	2	-	63	32	1243	38.8
101662	Cloudburst																
101663	Marble Grey																
101664	Milano																
101665	Onyx																

ARIA STEP

STEP UNIT

(1200 x 165 x 400mm)

STEP UNIT (1200 x 165 x 400mm)			Per Full Bundle				Per Layer					Per Section					Per Piece
SKU	Colours	Price/ Each	Sq. Ft.	Lin. Ft.	Pieces	Wt. (lbs)	Layers	Sq. Ft.	Lin. Ft.	Pieces	Wt. (lbs)	Sections	Sq. Ft.	Lin. Ft.	Pieces	Wt. (lbs)	Wt./pc. (lbs)
100030	Champagne		8.5 (Face)	15.8	4	1600	1	-	-	-	-	-	-	-	-	-	400
100033	Marble Grey		20.6														
100036	Onyx		(Top)														

NUEVA® STEP

1200mm STEP UNIT

(1200 x 150 x 400mm)

1200mm STEP UNIT (1200 x 150 x 400mm)			Per Full Bundle				Per Layer				Per Section				Per Piece		
SKU	Colours	Price/ Each	Sq. Ft.	Lin. Ft.	Pieces	Wt. (lbs)	Layers	Sq. Ft.	Lin. Ft.	Pieces	Wt. (lbs)	Sections	Sq. Ft.	Lin. Ft.	Pieces	Wt. (lbs)	Wt./pc. (lbs)
101668	Champagne		7.8 (Face) 20.6 (Top)	15.7	4	1440	1	-	-	-	-	-	-	-	-	-	360
101669	Cloudburst																
101670	Marble Grey																
101671	Milano																
101672	Onyx																

GARDENIA LINEAR

LINEAR UNIT (600 x 150 x 200mm)			Per Full Bundle				Per Layer				Per Section			
SKU	Colours	Price/ Each	Area / bundle (face ft.)	Lin. Ft.	Pieces	Wt. (lbs)	Layers	Sq. Ft.	Pieces	Wt. (lbs)	Sections	Sq. Ft.	Pieces	Wt. (lbs)
101226	Chartan		31	63	32	2848	4	7.8	8	712	2	15.5	16	1424
101227	Greystone													
101228	Sandstone													

90° CORNER UNIT 1 Unit = 0.75 sq. ft. face (300 x 150 x 200mm)			Per Full Bundle				Per Layer				Per Section			
SKU	Colours	Price/ Each	Area / bundle (face ft.)	Lin. Ft.	Pieces	Wt. (lbs)	Layers	Sq. Ft.	Pieces	Wt. (lbs)	Sections	Sq. Ft.	Pieces	Wt. (lbs)
101221	Chartan		51.6	104.4	64	2880	4	12.9	16	720	2	25.8	32	1440
101222	Greystone													
101224	Sandstone													

LAREDO

STANDARD UNIT (291 x 97 x 194mm)			Per Full Bundle				Per Layer				Per Section			
SKU	Colours	Price/ Each	Area / bundle (face ft.)	Lin. Ft.	Pieces	Wt. (lbs)	Layers	Sq. Ft.	Pieces	Wt. (lbs)	Sections	Sq. Ft.	Pieces	Wt. (lbs)
102530	Champagne		30.3	95.3	100	2800	5	6.1	20	560	4	7.6	25	700
102531	Chartan													
102532	Greystone													
102534	Sandalwood													
102533	Onyx													

TAPERED UNIT Outside (200 x 97 x 194mm) Inside (154 x 97 x 194mm)			Per Full Bundle				Per Layer				Per Section			
SKU	Colours	Price/ Each	Area / bundle (face ft.)	Lin. Ft.	Pieces	Wt. (lbs)	Layers	Sq. Ft.	Pieces	Wt. (lbs)	Sections	Sq. Ft.	Pieces	Wt. (lbs)
102536	Champagne		27.1 (Outside)	75.8	150	2700	5	5.4 (Outside)	30	540	6	5.2 (Outside)	25	450
102537	Chartan													
102538	Greystone													
102540	Sandalwood													
102539	Onyx													

MODAN

COMBO BUNDLE (330, 440, 550, 660mm Units)

SKU	Colours	Price/ Sq. Ft.	Area / bundle (face ft.)	Per Full Bundle			Per Layer				Per Section			
				Lin. Ft.	Pieces	Wt. (lbs)	Layers	Sq. Ft.	Pieces	Wt. (lbs)	Sections	Sq. Ft.	Pieces	Wt. (lbs)
101513	Champagne		28.1	78	12 each	2884	3 †	9.4	4 each	961	-	-	-	-
101514	Cloudburst													
101515	Marble Grey													
101516	Milano													
101519	Twilight													

LINEAR UNIT (440 x 110 x 220mm)

SKU	Colours	Price/ Each	Area / bundle (face ft.)	Lin. Ft.	Pieces	Wt. (lbs)	Layers	Sq. Ft.	Pieces	Wt. (lbs)	Sections	Sq. Ft.	Pieces	Wt. (lbs)
101520	Champagne		25 (Wall) 37.5 (Col)	69.3 (Wall) 104 (Col)	48	2544	3 †	8.3 (Wall) 12.5 (Col)	16	848	2	12.5	24	1272
101521	Cloudburst													
101523	Marble Grey													
101524	Milano													
101527	Twilight													

MODECO ONE

STANDARD UNIT Outside (184 x 89 x 184mm) Inside (140 x 89 x 184mm)

SKU	Colours	Price/ Each	Area / bundle (face ft.)	Per Full Bundle			Per Layer				Per Section			
				Lin. Ft.	Pieces	Wt. (lbs)	Layers	Sq. Ft.	Pieces	Wt. (lbs)	Sections	Sq. Ft.	Pieces	Wt. (lbs)
101528	Chartan		27.9 (Straight) 31.7 (Outside) 24.1 (Inside)	95.7 (Straight) 108.7 (Outside) 82.7 (Inside)	180	2520	6	4.7 (Straight) 5.3 (Outside) 4 (Inside)	30	420	-	-	-	-
101529	Greystone													
101530	Onyx													
101531	Sandstone													

(Col) = Column
† = Packaged with mesh between layers

NUEVA® PILLAR CAP NEW!

24X24 PILLAR CAP

SKU	Colours	Price/ Each	Area / bundle (face ft.)	Per Full Bundle			Per Layer				Per Section			
				Lin. Ft.	Pieces	Wt. (lbs)	Layers	Sq. Ft.	Pieces	Wt. (lbs)	Sections	Sq. Ft.	Pieces	Wt. (lbs)
115774	Dover		-	-	12	1560	6	-	2	260	2	-	6	780
115775	Onyx													

NUEVA® 75 WALL

COMBO BUNDLE (16", 20", 20" Corner/End, 24" Units)														
			Per Full Bundle				Per Layer				Per Section			
SKU	Colours	Price/ Sq. Ft.	Area / bundle (face ft.)	Lin. Ft.	Pieces	Wt. (lbs)	Layers	Sq. Ft.	Pieces	Wt. (lbs)	Sections	Sq. Ft.	Pieces	Wt. (lbs)
101688	Champagne		19.5	78	12 each	2589	6	3.3	2 each	432	-	-	-	-
101689	Cloudburst													
101691	Marble Grey													
101692	Milano													
101693	Onyx													

NUEVA® 150 WALL

COMBO BUNDLE (16", 20", 20" Corner/End, 24" Units)														
			Per Full Bundle				Per Layer				Per Section			
SKU	Colours	Price/ Sq. Ft.	Area / bundle (face ft.)	Lin. Ft.	Pieces	Wt. (lbs)	Layers	Sq. Ft.	Pieces	Wt. (lbs)	Sections	Sq. Ft.	Pieces	Wt. (lbs)
101674	Champagne		26	52.5	8 each	3200	4	6.5	2 each	800	-	-	-	-
101675	Cloudburst													
101677	Marble Grey													
101678	Milano													
116139	Onyx NEW!													

NUEVA® 150 CORNER

CORNER / COLUMN UNIT (200 x 150 x 300mm)														
			Per Full Bundle				Per Layer				Per Section			
SKU	Colours	Price/ Each	Area / bundle (face ft.)	Lin. Ft.	Pieces	Wt. (lbs)	Layers	Sq. Ft.	Pieces	Wt. (lbs)	Sections	Sq. Ft.	Pieces	Wt. (lbs)
101681	Champagne		29.1 (Wall) 48.4 (Col)	59	60	2880	4	7.3 (Wall) 12.1 (Col)	15	720	5	5.8 (Wall) 9.7 (Col)	12	576
101680	Cloudburst													
101683	Marble Grey													
101684	Milano													
116069	Onyx NEW!													

NUEVA® WALL COPING

24" COPING UNIT 24" COPING END UNIT														
			Per Full Bundle				Per Layer				Per Section			
SKU	Colours	Price/ Each	Area / bundle (face ft.)	Lin. Ft.	Pieces	Wt. (lbs)	Layers	Lin. Ft.	Pieces	Wt. (lbs)	Sections	Lin. Ft.	Pieces	Wt. (lbs)
101698	Champagne		11.6	47.2	16 (Reg) 8 (End)	1872	8 †	5.9	2 (Reg) 1 (End)	234	-	-	-	-
101699	Cloudburst													
101701	Marble Grey													
101702	Milano													
101703	Onyx													

(Col) = Column
(Reg) = Regular Unit
(End) = End Unit

† = Packaged with mesh between layers

ORTANA

STANDARD UNIT
3 Units = 1 sq. ft. face
(200 x 150 x 300mm)

SKU	Colours	Price/ Each	Area / bundle (face ft.)	Per Full Bundle			Per Layer				Per Section			
				Lin. Ft.	Pieces	Wt. (lbs)	Layers	Sq. Ft.	Pieces	Wt. (lbs)	Sections	Sq. Ft.	Pieces	Wt. (lbs)
101964	Natural		19.4	39.4	60	2760	3	6.5	20	920	4	4.9	15	690
101960	Desert													
101961	Greyfield													
101963	Mountain													
101965	Onyx													
101966	Sandalwood													

TAPERED UNIT
3 Units = 1 sq. ft. face
Front (200 x 150 x 300mm)
Back (150 x 150 x 300mm)

SKU	Colours	Price/ Each	Area / bundle (face ft.)	Lin. Ft.	Pieces	Wt. (lbs)	Layers	Sq. Ft.	Pieces	Wt. (lbs)	Sections	Sq. Ft.	Pieces	Wt. (lbs)
101975	Natural		19.4	39.4	60	2400	3	6.5	20	800	4	4.9	15	600
101970	Desert													
101971	Greyfield													
101974	Mountain													
101976	Onyx													
101977	Sandalwood													

90° CORNER UNIT
2 Units = 1 vertical ft
(300 x 150 x 200mm)

SKU	Colours	Price/ Each	Area / bundle (face ft.)	Lin. Ft.	Pieces	Wt. (lbs)	Layers	Sq. Ft.	Pieces	Wt. (lbs)	Sections	Sq. Ft.	Pieces	Wt. (lbs)
101954	Natural		19.4	39.4	24	1128	4	4.9	6	282	6	3.2	4	188
101950	Desert													
101951	Greyfield													
101953	Mountain													
101955	Onyx													
101956	Sandalwood													

2' SPLIT-FACE COPING UNIT
(610 x 75 x 300mm)

SKU	Colours	Price/ Each	Area / bundle (face ft.)	Lin. Ft.	Pieces	Wt. (lbs)	Layers	Lin. Ft.	Pieces	Wt. (lbs)	Sections	Lin. Ft.	Pieces	Wt. (lbs)
101944	Natural		11.8	48	24	1680	6	8	4	280	4	12	6	420
101939	Desert													
101940	Greyfield													
101943	Mountain													
101945	Onyx													
101946	Sandalwood													

PROTERRA™ SMOOTH

STANDARD UNIT

1 Unit = 2 sq. ft. face
(1000 x 185 x 375mm)

SKU	Colours	Price/ Each	Per Full Bundle				Per Layer				Per Section			
			Area / bundle (face ft.)	Lin. Ft.	Pieces	Wt. (lbs)	Layers	Sq. Ft.	Pieces	Wt. (lbs)	Sections	Sq. Ft.	Pieces	Wt. (lbs)
102311	Natural		18	29.5	9	3150	3	6	3	1050	-	-	-	-
102310	Greyfield													

COMBO BUNDLE (Standard + Double packaged together)

1 Unit = 2 sq. ft. face *Each have a SMOOTH and SPLIT face.*

SKU	Colours	Price/ Each	Area / bundle (face ft.)	Lin. Ft.	Pieces	Wt. (lbs)	Layers	Sq. Ft.	Pieces	Wt. (lbs)	Sections	Sq. Ft.	Pieces	Wt. (lbs)
102296	Natural		6	9.8	3 each	3150	3	2	1 each	1050	-	-	-	-
102295	Greyfield													

DOUBLE UNIT

1 Unit = 2 sq. ft. face
(1000 x 185 x 750mm) *For pricing purposes only. Not individually packaged.*

SKU	Colours	Price/ Each	Area / bundle (face ft.)	Lin. Ft.	Pieces	Wt. (lbs)	Layers	Sq. Ft.	Pieces	Wt. (lbs)	Sections	Sq. Ft.	Pieces	Wt. (lbs)
N/A	Natural		6	9.8	3	3150	3	2	1	1050	-	-	-	-
N/A	Greyfield													

TRIPLE UNIT

1 Unit = 2 sq. ft. face
(1000 x 185 x 1125mm) *Only available in Smooth face.*

SKU	Colours	Price/ Each	Area / bundle (face ft.)	Lin. Ft.	Pieces	Wt. (lbs)	Layers	Sq. Ft.	Pieces	Wt. (lbs)	Sections	Sq. Ft.	Pieces	Wt. (lbs)
102314	Natural		6	9.8	3	3150	3	2	1	1050	-	-	-	-
102313	Greyfield													
102315	Timberwood*													

* Timberwood colour for Proterra™ Smooth Triple Unit is Made to Order.

STANDARD CORNER UNIT

1 Unit = 2.74 sq. ft. face
(1000 x 185 x 375mm)

SKU	Colours	Price/ Each	Area / bundle (face ft.)	Lin. Ft.	Pieces	Wt. (lbs)	Layers	Sq. Ft.	Pieces	Wt. (lbs)	Sections	Sq. Ft.	Pieces	Wt. (lbs)
102307	Natural		24.6	40.6	9	3150	3	8.2	3	1050	-	-	-	-
102306	Greyfield													

COPING CORNER / END UNIT

1 Unit = 2.85 sq. ft. face
(1000 x 185 x 430mm)

SKU	Colours	Price/ Each	Area / bundle (face ft.)	Lin. Ft.	Pieces	Wt. (lbs)	Layers	Sq. Ft.	Pieces	Wt. (lbs)	Sections	Sq. Ft.	Pieces	Wt. (lbs)
102299	Natural		17.1	28.1	6	2400	3	5.7	2	800	-	-	-	-
102298	Greyfield													

COPING-STEP UNIT

1 Unit = 2 sq. ft. face
(1000 x 185 x 430mm)

SKU	Colours	Price/ Each	Area / bundle (face ft.)	Lin. Ft.	Pieces	Wt. (lbs)	Layers	Sq. Ft.	Pieces	Wt. (lbs)	Sections	Sq. Ft.	Pieces	Wt. (lbs)
102303	Natural		12	19.6	6	2388	3	4	2	796	-	-	-	-
102302	Greyfield													

PROTERRA™ SPLIT

STANDARD UNIT
1 Unit = 2 sq. ft. face
(1000 x 185 x 375mm)

SKU	Colours	Price/ Each	Per Full Bundle				Per Layer				Per Section			
			Area / bundle (face ft.)	Lin. Ft.	Pieces	Wt. (lbs)	Layers	Sq. Ft.	Pieces	Wt. (lbs)	Sections	Sq. Ft.	Pieces	Wt. (lbs)
102327	Natural		18	29.5	9	3150	3	6	3	1050	-	-	-	-
102326	Greyfield													
102328	Timberwood*													

COMBO BUNDLE (Standard + Double packaged together)
1 Unit = 2 sq. ft. face *Each have a SMOOTH and SPLIT face.*

SKU	Colours	Price/ Each	Area / bundle (face ft.)	Lin. Ft.	Pieces	Wt. (lbs)	Layers	Sq. Ft.	Pieces	Wt. (lbs)	Sections	Sq. Ft.	Pieces	Wt. (lbs)
102296	Natural		6	9.8	3 each	3150	3	2	1 each	1050	-	-	-	-
102295	Greyfield													
102297	Timberwood*													

DOUBLE UNIT
1 Unit = 2 sq. ft. face
(1000 x 185 x 750mm) *For pricing purposes only. Not individually packaged.*

SKU	Colours	Price/ Each	Area / bundle (face ft.)	Lin. Ft.	Pieces	Wt. (lbs)	Layers	Sq. Ft.	Pieces	Wt. (lbs)	Sections	Sq. Ft.	Pieces	Wt. (lbs)
N/A	Natural		6	9.8	3	3150	3	2	1	1050	-	-	-	-
N/A	Greyfield													
N/A	Timberwood*													

STANDARD CORNER UNIT
1 Unit = 2.74 sq. ft. face
(875 x 185 x 375mm)

SKU	Colours	Price/ Each	Area / bundle (face ft.)	Lin. Ft.	Pieces	Wt. (lbs)	Layers	Sq. Ft.	Pieces	Wt. (lbs)	Sections	Sq. Ft.	Pieces	Wt. (lbs)
102324	Natural		22.4	36.9	9	2772	3	7.4	3	924	-	-	-	-
102323	Greyfield													
102325	Timberwood*													

COPING CORNER / END UNIT
1 Unit = 2.85 sq. ft. face
(875 x 185 x 430mm)

SKU	Colours	Price/ Each	Area / bundle (face ft.)	Lin. Ft.	Pieces	Wt. (lbs)	Layers	Sq. Ft.	Pieces	Wt. (lbs)	Sections	Sq. Ft.	Pieces	Wt. (lbs)
102317	Natural		15.6	25.7	6	2088	3	5.2	2	696	-	-	-	-
102316	Greyfield													
102318	Timberwood*													

COPING-STEP UNIT
1 Unit = 2 sq. ft. face
(1000 x 185 x 430mm)

SKU	Colours	Price/ Each	Area / bundle (face ft.)	Lin. Ft.	Pieces	Wt. (lbs)	Layers	Sq. Ft.	Pieces	Wt. (lbs)	Sections	Sq. Ft.	Pieces	Wt. (lbs)
102320	Natural		12	19.6	6	2388	3	4	2	796	-	-	-	-
102319	Greyfield													
102322	Timberwood*													

* Timberwood colour for all Proterra™ Split units is Made to Order.

MADE TO ORDER PRODUCTS: Please be aware that these products are made to order as required. Minimum quantities and advance lead times must be considered to ensure your products arrive on time. Contact your Oaks Sales Representative to discuss your project requirements prior to specifying.

Accessories

POLYMERICS & SANDS

	Packaging/Size	Coverage	Price/Each
Oaks 1OneSand Granite Grey	50 lb (22.7 kg) bag / 63 bags per skid	60 - 100 sq. ft. / bag	
Oaks 1OneSand Canvas Beige	50 lb (22.7kg) bag / 63 bags per skid	60 - 100 sq. ft. / bag	
Oaks 1OneSand Absolute Black	50 lb (22.7kg) bag / 63 bags per skid	60 - 100 sq. ft. / bag	
Quikrete - Joint Sand	44 lb (20kg) bag / 56 bags per skid	60 - 100 sq. ft. / bag	

EDGING

	Packaging/Size	Coverage	Price
Brickstop™ - Reversible Edging (Aluminum Restraint)	1 piece = 8'4" long (30 pieces per box)	250 linear feet per box	/ lin. ft.
Brickstop™ Beast - Plastic Composit Edging	1 piece = 8' long (20 pieces per bundle)	160 linear feet per bundle	/ lin. ft.
Steel Spike	1 spike	10"	/ each
Steel Spikes (box)	50 lb (23 kg) box	approx. 235 spikes	/ box
Snap Edge®	1 piece = 8' long (24 pieces per bundle)	192 linear feet per bundle	/ lin. ft.
Low Profile Paver Edge Restraint	1 piece = 6'8" long (24 pieces per bundle)	160 linear feet per bundle	/ lin. ft.

GEOGRID & GEOTEXTILES

	Packaging/Size	Coverage	Price/Sq. ft.
Geogrid Tieback - StrataGrid Uniaxial 60 (used for retaining wall tieback)	6.25 ft x 288 ft. (1.9 m x 88 m) / 110 lbs	1800 sq. ft. (167.2 sq. m)	
Non-Woven Geotextile - Linq 130EX (used behind retaining walls)	6.27 ft.x360 ft. (1.91 mx110 m) roll / 70 lbs	2262 sq. ft. (210.1 sq. m)	
Woven Geotextile - Linq 200S (used for pavers - base stabilization)	6.27 ft.x433 ft. (1.91 mx132 m) roll / 90 lbs	2714 sq. ft. (252.12 sq. m)	

WALL DRAINS

	Details/Size	Capacity	Price/Each
Wall Drain Pro - Black	12/case	14" depth	
Wall Drain Pro - Grey & Tan	12/case	14" depth	
Wall Drain Pro - Extension	12/bundle	47" depth	

ADHESIVES

	Packaging/Size	Coverage	Price/Each
Brickstik Adhesive	313 ml / 10.5 oz	32 lin. ft. of 1/4" bead/tube	
Brickstik Adhesive	858 ml / 29 oz	87 lin. ft. of 1/4" bead/tube	
Stronghold Spray Foam Adhesive (12/box)	667 ml / 24.03 oz	250 lin. ft. of 1/2" bead	
Stronghold Spray Foam Gun (each)	N/A	N/A	
Stronghold Spray Foam Cleaner (each/for gun)	473 ml / 16 oz	varies	
Modutape Butyl (Tape)	Each Roll	20 lin. ft./roll	
Modutape Butyl (Tape) case	40 rolls	800 lin. ft./roll	
MGA - Masonry Grab Adhesive	290ml	29.6 lin. ft. of 1/4" bead/tube	

Our Guarantee

OAKS LANDSCAPE PRODUCTS LIFETIME WARRANTY

Oaks Landscape Products are manufactured to the highest quality standards in a tightly controlled, fully monitored production environment. Oaks Landscape Products warrants the original property owner that the concrete product is free from material defects. Material found to be defective will be replaced without cost. Colour matching cannot be guaranteed and replacement labour is not included. This assurance of quality is applicable where concrete products produced by Oaks Landscape Products are installed on the site and is subject to use under normal conditions.



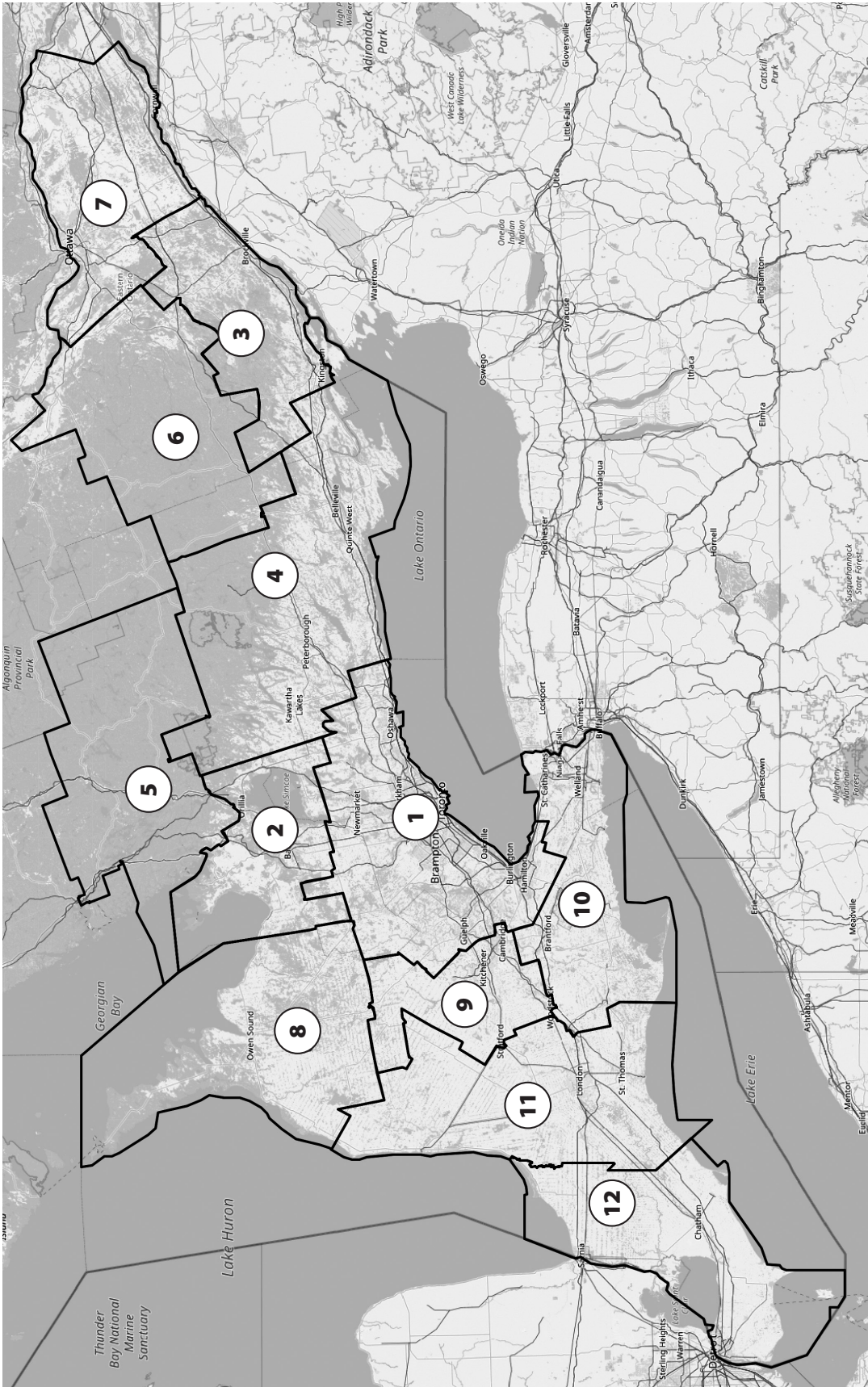
LIMITATIONS & EXCLUSIONS

This Warranty does not apply to damage, deterioration or colour change to the concrete products resulting from:

1. Installation of product inconsistent with the Interlocking Concrete Paving Institute (ICPI) or National Concrete Masonry Association (NCMA) guidelines intended for either residential or commercial use applications.
2. Breakage caused from transportation, handling, site design, overloading, impact or base/subgrade settlement.
3. Surface discolouration caused by staining, efflorescence, improper sealing, pollution, poor drainage or abrasion.
4. Fading from normal weathering.
5. Use of de-icing chemicals other than sodium chloride.

Freight Information

FREIGHT ZONE MAP



			2025 Trade Price Guide - Canada and Northwest USA											
PRODUCT GROUP	PRODUCT LINE	U/M	Zone 1	Zone 2	Zone 3	Zone 4	Zone 5	Zone 6	Zone 7	Zone 8	Zone 9	Zone 10	Zone 11	Zone 12
SLABS & PAVERS	Slabs - 50mm	SF	0.28	0.30	0.54	0.48	0.51	0.52	0.54	0.31	0.29	0.30	0.46	0.52
	Bonaire 60mm	SF	0.31	0.34	0.60	0.54	0.57	0.59	0.60	0.35	0.33	0.34	0.52	0.59
	Colonnade 60mm	SF	0.31	0.34	0.60	0.54	0.57	0.59	0.60	0.35	0.33	0.34	0.52	0.59
	Everton 60mm	SF	0.31	0.34	0.60	0.54	0.57	0.59	0.60	0.35	0.33	0.34	0.52	0.59
	Market Paver 60mm	SF	0.31	0.31	0.60	0.54	0.57	0.59	0.60	0.35	0.33	0.34	0.52	0.59
	Molina® 60mm	SF	0.31	0.31	0.60	0.54	0.57	0.59	0.60	0.35	0.33	0.34	0.52	0.59
	Nueva® Slab 60mm	SF	0.31	0.34	0.60	0.54	0.57	0.59	0.60	0.35	0.33	0.34	0.52	0.59
	Nueva® XL Slab 60mm	SF	0.31	0.34	0.60	0.54	0.57	0.59	0.60	0.35	0.33	0.34	0.52	0.59
	Rialto 60mm	SF	0.31	0.34	0.60	0.54	0.57	0.59	0.60	0.35	0.33	0.34	0.52	0.59
	Strassa 60mm	SF	0.31	0.31	0.60	0.54	0.57	0.59	0.60	0.35	0.33	0.34	0.52	0.59
	Yorkville Slab 60mm	SF	0.31	0.31	0.60	0.54	0.57	0.59	0.60	0.35	0.33	0.34	0.52	0.59
	Montebello 70mm	SF	0.36	0.38	0.66	0.63	0.59	0.69	0.81	0.38	0.38	0.40	0.62	0.66
	Ridgefield Plus 70mm	SF	0.36	0.38	0.66	0.63	0.59	0.69	0.81	0.38	0.38	0.40	0.62	0.66
	Ridgefield Smooth 70mm	SF	0.36	0.38	0.66	0.63	0.59	0.69	0.81	0.38	0.38	0.40	0.62	0.66
	Enviro Midori 80mm	SF	0.42	0.48	0.87	0.67	0.70	0.92	1.09	0.49	0.44	0.45	0.72	0.86
	Market Paver 80mm	SF	0.42	0.42	0.87	0.67	0.70	0.92	1.09	0.49	0.44	0.46	0.72	0.86
	Molina® 80mm	SF	0.42	0.42	0.87	0.67	0.70	0.92	1.09	0.49	0.44	0.45	0.72	0.86
	Nueva® Paver 80mm	SF	0.42	0.48	0.87	0.67	0.70	0.92	1.09	0.49	0.44	0.45	0.72	0.86
	Rialto 80mm	SF	0.42	0.48	0.87	0.67	0.70	0.92	1.09	0.49	0.44	0.45	0.72	0.86
	Yorkville Paver 80mm	SF	0.42	0.48	0.87	0.67	0.70	0.92	1.09	0.49	0.44	0.45	0.72	0.86
	Beaumont 80mm	SF	0.42	0.48	0.87	0.67	0.70	0.92	1.09	0.49	0.44	0.45	0.72	0.86
	Classic Series 60mm	SF	0.31	0.34	0.60	0.54	0.57	0.59	0.60	0.35	0.33	0.34	0.52	0.59
	Classic Dome Pavers 60mm	SF	0.31	0.34	0.60	0.54	0.57	0.59	0.60	0.35	0.33	0.34	0.52	0.59
	Tactile Dome Pavers 50mm	SF	0.28	0.30	0.54	0.48	0.51	0.52	0.54	0.31	0.29	0.30	0.46	0.52
	Hydr'eau Pave 80mm	SF	0.42	0.48	0.87	0.67	0.70	0.92	1.09	0.49	0.44	0.45	0.72	0.86
	Presidio 80mm	SF	0.42	0.48	0.87	0.67	0.70	0.92	1.09	0.49	0.44	0.45	0.72	0.86
	Turf Slab 80mm	SF	0.31	0.34	0.61	0.54	0.62	0.59	0.60	0.35	0.33	0.34	0.52	0.59
	Villanova 80mm	SF	0.42	0.48	0.87	0.67	0.70	0.92	1.09	0.49	0.44	0.45	0.72	0.86
	Eterna 100mm	SF	0.48	0.48	0.95	0.81	0.77	0.99	1.16	0.54	0.50	0.51	0.80	0.95
	Copings, Curbs & Steps	Oasis 60mm	EA	0.77	0.82	1.41	1.32	1.35	1.38	1.41	0.85	0.80	0.82	1.27
Cassina 8" 70mm		EA	0.27	0.29	0.52	0.46	0.48	0.51	0.52	0.30	0.28	0.29	0.45	0.51
Cassina 12" 70mm		EA	0.40	0.42	0.76	0.67	0.70	0.75	0.76	0.44	0.43	0.44	0.66	0.75
Fronterra Curb		EA	0.36	0.38	0.66	0.60	0.62	0.63	0.66	0.40	0.37	0.38	0.59	0.63
Nueva® Curb		EA	0.47	0.50	0.85	0.77	0.80	0.84	1.05	0.51	0.48	0.50	0.76	0.81
Aria Step		EA	4.80	5.06	8.72	8.05	8.27	8.50	8.72	5.21	4.93	5.06	7.82	8.50
Nueva® Step		EA	4.56	4.79	8.27	7.60	7.81	8.05	8.27	4.92	4.67	4.79	7.42	8.05
Walls	Gardenia - Linear	EA	1.03	1.11	1.93	1.77	1.82	2.00	2.38	1.14	1.06	1.11	1.72	1.87
	Gardenia - Corner	EA	0.55	0.58	1.00	0.93	0.96	1.03	1.24	0.59	0.56	0.58	0.90	0.97
	Laredo - Standard	EA	0.35	0.37	0.64	0.58	0.60	0.63	0.79	0.38	0.36	0.37	0.57	0.60
	Laredo - Tapered	EA	0.23	0.24	0.41	0.37	0.38	0.41	0.50	0.25	0.24	0.24	0.35	0.38
	Modan - Combo	SF	0.92	0.92	1.53	1.47	1.48	1.60	1.89	0.95	0.93	0.94	1.45	1.51
	Modan - Linear	EA	0.62	0.62	1.18	1.06	1.11	1.22	1.46	0.69	0.64	0.67	1.03	1.14
	Modeco One	EA	0.17	0.18	0.31	0.28	0.28	0.33	0.38	0.19	0.18	0.18	0.27	0.31
	Nueva® Pillar Cap	EA	2.42	2.66	4.69	4.22	4.45	4.61	4.69	2.73	2.58	2.66	4.06	4.61
	Nueva® 75 Wall	SF	1.40	1.49	2.53	2.34	2.39	2.62	3.12	1.52	1.44	1.49	2.29	2.46
	Nueva® 150 Wall	SF	1.40	1.49	2.53	2.34	2.39	2.62	3.12	1.52	1.44	1.49	2.29	2.46
	Nueva® 150 Corner	EA	0.59	0.62	1.18	1.06	1.11	1.22	1.46	0.64	0.60	0.62	1.03	1.14
	Nueva® Wall Coping	EA	0.90	0.98	1.74	1.56	1.61	1.78	2.14	1.01	0.94	0.98	1.51	1.67
	Ortana - Standard	EA	0.55	0.55	1.00	0.93	0.96	1.03	1.23	0.59	0.56	0.59	0.90	0.97
	Ortana - Tapered	EA	0.55	0.55	1.00	0.93	0.96	1.03	1.23	0.59	0.56	0.59	0.90	0.97
	Ortana - Corner	EA	0.55	0.55	1.00	0.93	0.96	1.03	1.23	0.59	0.56	0.59	0.90	0.97
	Ortana - 2' Split-Face Coping	EA	0.81	0.81	1.48	1.38	1.42	1.54	1.82	0.89	0.83	0.87	1.35	1.45
	Proterra™ - Standard	EA	3.34	3.34	6.17	5.65	5.83	6.40	7.60	3.65	3.45	3.56	5.50	6.00
	Proterra™ - Combo (Dble/Stand.)	COMBO	10.03	10.03	18.50	16.92	17.46	19.20	22.83	10.95	10.36	10.68	16.50	18.00
	Proterra™ - Triple	EA	10.03	10.03	18.50	16.92	17.46	19.20	22.83	10.95	10.36	10.68	16.50	18.00
	Proterra™ - Standard Corner Unit	EA	2.95	2.95	5.44	4.96	5.14	5.65	6.72	3.21	3.05	3.13	4.84	5.29
	Proterra™ - Coping Corner/End	EA	3.75	3.75	6.92	6.34	6.52	7.18	8.54	4.10	3.86	3.98	6.16	6.73
	Proterra™ - Coping-Step	EA	4.30	4.30	7.94	7.27	7.48	8.23	9.79	4.70	4.42	4.56	7.03	7.72

Placing an Order

HOW TO PLACE AN ORDER:

LOCATION	DIRECT PHONE	TOLL FREE PHONE	FAX	EMAIL	HOURS
Boisbriand, PQ	450-433-0300	-	450-433-4079	CSBoisbriand@bramptonbrick.com	7am to 5pm
Brampton, ON	905-843-7333 ext. 5000	800-462-7425	800-284-4506	CSBrampton@bramptonbrick.com	7am to 5pm
Brockville, ON	613-342-9815	800-665-0888	613-342-3606	CSBrockville@bramptonbrick.com	7am to 5pm
Hillsdale, ON	705-835-5600	877-308-9961	705-835-3333	CSHillsdale@bramptonbrick.com	7am to 5pm
Markham, ON	905-475-5900	800-709-6257	905-479-2894	CSMarkham@bramptonbrick.com	7am to 5pm

NOTE: Start of summer/winter hours is weather dependent and subject to change from year to year. Call ahead to confirm business hours.

LEAD TIMES:

- Pick-Ups** - allow 24 hours
- Deliveries** - allow 2 days
- Order Preps** (Less than full bundle)
- 24 hours notice required (additional charges apply)

ENGINEERING SUPPORT:

- Project specific design support is available for Oaks retaining walls and permeable pavement systems.
- Stamped Engineered drawings for commercial retaining walls can be provided upon receipt of Purchase Order (charges may apply).
- Purchaser is responsible for confirming acceptance of final design by the Owner.
- Contact your Sales Representative for details.

DELIVERY SERVICES:

- Delivery rates listed in this price guide for Zone One are estimates only. Please contact Oaks for delivery rates outside of our Zone One delivery area.
- Minimum delivery charge for 5 bundles or less - \$200.00 applied to unit of measure zone rate.
- Additional drop locations subject to a \$75.00 drop charge for each drop location.
- Delivery means “Delivered to Curb Line”.
- All deliveries are made during normal working hours.
- Fuel surcharges may apply in addition to all quoted freight rates, and is calculated as a percentage of the full load rate for delivery.
- 86,000lb load maximum

PLANT LOCATIONS:

Brampton

225 Wanless Drive
Brampton, ON L7A 1E9

Boisbriand

4200, Marcel-Lacasse
Boisbriand, QC J7H 1N3

Brockville

3007 County Rd. #29
PO Box 141
Brockville, ON K6V 5V2

Cambridge

1038 Rife Road
Cambridge, ON N1R 5S3

Hillsdale

2108 Flos Road 4 East
Hillsdale, ON L0L 1V0

Markham

455 Rodick Road
Markham, ON L6G 1B2

Detroit

51744 Pontiac Trail
Wixom, MI 48393



SALES ORDER GUIDELINES

PRODUCT/ORDER TYPE	LEAD TIME	CONDITIONS OF SALE
Stock Products	48 hours	<ul style="list-style-type: none">- No minimum order quantities, full bundles only- Regular inventory levels are established- Supply policy is based on first order basis when released for delivery and/or pick-up- Inventory is unallocated/released after 30 days from date of purchase- Large orders (5,000+ sq.ft.) may require additional lead time
Made to Order Products	4-8 weeks	<ul style="list-style-type: none">- Orders for Non-Stock Products are subject to quotation and approvals- Products are scheduled for production on an order specific basis, once Purchase Order is received and approved- Special finishes, such as profiled edging or cutting, are non-returnable- Orders must start shipping within 10 business days of requested delivery date- Any product not shipped after 30 days of last shipment will be invoiced and must be paid for in its entirety
Custom Products	8-12 weeks	<ul style="list-style-type: none">- Custom product and colour solutions may be available for large projects, where required. Call your Sales Representative to discuss options available.

TERMS & CONDITIONS

1. Delivery means "Delivered to Curb Line". Any deliveries made beyond the curb line are at the discretion of the Seller, and are the complete responsibility and risk of the Purchaser.
2. The Seller reserves the right to make an extra charge for unreasonable delay in unloading or releasing his vehicles.
3. Deliveries are made during normal working hours.
4. The Seller requires no less than 48 hours notice of the Purchaser's requirements to ensure adequate service and to enable the seller to schedule trucks and deliveries.
5. The Purchaser will inspect the manufactured products and other goods purchased at the time of delivery and any claims in respect thereto must be made at that time. If any such manufactured products or other goods are found to be defective, Oaks Landscape Products will deliver new manufactured products or goods to the purchaser at the site of the work in lieu thereof. It is a condition of sale that this will be the limit of OAKS Landscape Products liability and it will not be liable for any labour costs or other consequential damages.
6. The Purchaser is responsible for installation of the materials on the job site and the Seller has no responsibilities in this regard.
7. Product installed is a clear indication of acceptance and beyond our responsibility.
8. **No guarantee of exact colour shade or colour blending is made.** The Purchaser is to verify all quantities, shapes, colours, etc. before ordering and the Seller assumes no responsibility in this regard.
9. The Seller shall not be responsible for any direct or indirect damages whatsoever caused by delays. Without limiting the generality of the foregoing, it shall not be responsible for any damages due to delays caused by fires, strikes, labour difficulties, material procurement difficulties, governmental regulations, accidents, transportation delays, or any other causes beyond its control.
10. No warranties, representations, conditions or agreements exist which are not set out in this document.
11. Waiver of any one or more of the terms and conditions herein by the Seller shall not constitute a general waiver of terms and conditions. The Seller reserves the right to enforce any and all conditions not so waived. Any such waiver must be in writing.
12. All prices subject to change without notice.
13. All prices are F.O.B. point of manufacturer. Delivery is extra.
14. Taxes are extra where applicable.
15. Minimum freight charges apply.
16. Product is shipped in full bundles unless indicated otherwise. Any partial bundle quantities of OAKS products are subject to a sectioning charge of \$18.00 per split.
17. Pallet charge of \$25.00 each. This will be refunded at \$20.00 each if the purchaser returns the pallet to our yard in an acceptable condition, within 1 year of purchase.
18. Made to Order and custom products are manufactured to specific order. Full order quantities will be invoiced and paid for in full.
19. Cancellation of Made To Order product(s) including all resale items will be charged in full and will be subject to a cancellation fee from Oaks Landscape Products and/or from the third party manufacturer.
20. No dealer returns. Return on stock product only accepted if preapproved and in the original packaging within 90 days of purchase and subject to restocking fees and freight charges.
21. For detailed terms and conditions contact your sales representative.



ORDERS: 1.800.709.OAKS (6257) or 905.475.5900 | FAX: 905.479.2894

Brampton

225 Wanless Drive
Brampton, ON L7A 1E9
Phone: (905) 840-1011
Fax: (905) 840-1535

Boisbriand

4200, Marcel-Lacasse
Boisbriand, QC J7H 1N3
Phone: (450) 433-0300
Fax: (450) 433-4079

Brockville

3007 County Rd. #29
PO Box 141
Brockville, ON K6V 5V2
Phone: (613) 342-9815
Fax: (613) 342-3606

Cambridge

1038 Rife Road
Cambridge, ON N1R 5S3
Phone: (519) 622-1131
Fax: (519) 622-5451

Hillsdale

2108 Flos Road 4 East
Hillsdale, ON L0L 1V0
Phone: (705) 835-5600
Fax: (705) 835-3333

Markham

455 Rodick Road
Markham, ON L6G 1B2
Phone: (905) 475-5900
Fax: (905) 479-2894

Detroit

51744 Pontiac Trail
Wixom, MI 48393

OAKSPAVERS.COM

CA 1.800.709.OAKS (6257) | US 1.800.876.OAKS (6257)

MEMBERS OF:



CONCRETE
MASONRY &
HARDSCAPES
ASSOCIATION